

SCHUHSCHRÄNKE

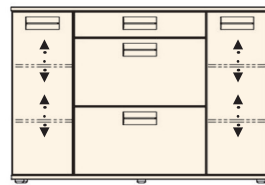
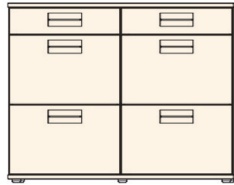
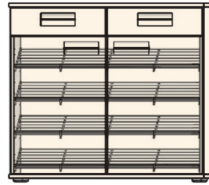
ca. 12 Paar Schuhe
1 Schubkasten / 2 Türen
4 Schuhgitterböden

ca. 16 Paar Schuhe
2 Schubkästen / 2 Türen
4 Schuhgitterböden

ca. 16 Paar Schuhe
2 Schubkästen
4 Klappen mit Schuhkörben

ca. 12 Paar Schuhe
1 Schubkasten / 2 Türen
2 Klappen mit Schuhkörben
4 Holz-E-Böden, verstellbar

ca. 25 Paar Schuhe
2 Türen
▶ 1 Konstr.-Holzboden, fest
7 Schuhgitterböden



ART. NR. 551
B/H/T 71/103/37

ART. NR. 552
B/H/T 84/103/37

ART. NR. 554
B/H/T 101/103/30

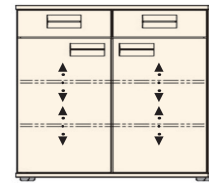
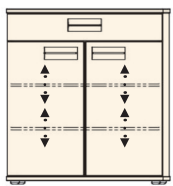
ART. NR. 556
B/H/T 117/103/30

ART. NR. 569
B/H/T 71/193/37

KOMMODEN

1 Schubkasten / 2 Türen
2 Holz-E-Böden, verstellbar

2 Schubkästen / 2 Türen
2 Holz-E-Böden, verstellbar

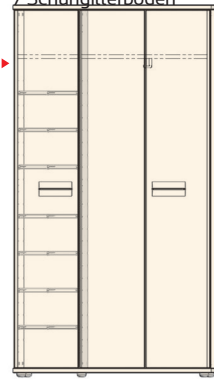
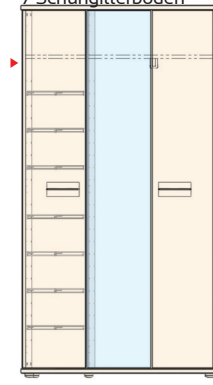
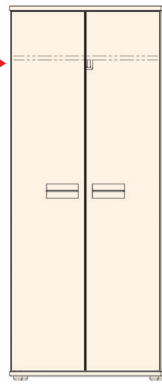


DIELENSCHRÄNKE

2 Türen
▶ 1 Konstr.-Holzboden, fest
1 Kleiderstange

2 Türen / 1 Spiegeltür
▶ 2 Konstr.-Holzböden, fest
1 Kleiderstange
7 Schuhgitterböden

3 Türen
▶ 2 Konstr.-Holzböden, fest
1 Kleiderstange
7 Schuhgitterböden



ART. NR. 561
B/H/T 71/103/37

ART. NR. 562
B/H/T 84/103/37

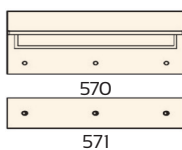
ART. NR. 567
B/H/T 71/193/37

ART. NR. 568
B/H/T 90/193/37

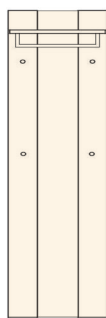
ART. NR. 578
B/H/T 90/193/37

GARDEROBENPANELEE

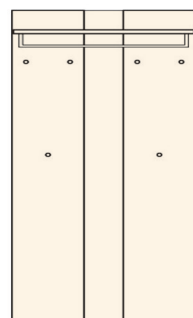
1 Hutablage



1 Hutablage

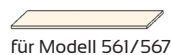


1 Hutablage



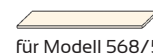
EINLEGEBÖDEN – Eiche

VPE: 2 Stück



für Modell 561/567

VPE: 2 Stück



für Modell 568/578

VPE: 2 Stück



für Modell 562

ART. NR. 350-05
B/T 66,5/31

ART. NR. 351-05
B/T 57/31

ART. NR. 950-05
B/T 80/32

GARDEROBENBANK

1 Schubkasten
1 Schuhgitterboden



SITZKISSEN

für Modell 564

ART. NR. 570 | 571
B/H/T 80/37/27 | 80/13/2

ART. NR. 572
B/H/T 42/183/27



ART. NR. 574
B/H/T 80/183/27

ART. NR. 564
B/H/T 85/43/40

ART. NR. 910
B/H/T 80/4/38

SPIEGEL

Spiegelmontage längs oder quer möglich!



ART. NR. 545
B/H 68/80

ART. NR. 547
B/H 82/80

ART. NR. 548
B/H 99/80

FARBAUSFÜHRUNG

KORPUS/FRONT/SPIEGEL	FARB-NR.
Wildeiche	05



BEZUGSTOFFE SITZKISSEN

AUSFÜHRUNGEN	FARB-NR.
Beigebraun	80
Silbergrau	50
Kunstleder schwarz	90

Produkt- und Technikdetails:

- Maßangaben B/H/T in cm – Abweichungen sind möglich!
- Kurze Lieferzeit!